

Luma Connection #49: Discussing Scenarios

Teaching Tool: LumaLive®

This is Luma's synchronous or same time meeting tool. This online tool allows learners to interact with each other to explore a topic and to discuss key concepts, share experiences, interact with each other, and to ask questions in real time. Interactions are in real-time and can be mentor-learner, learner-to-content, learner-to-self, and learner-to-learner.


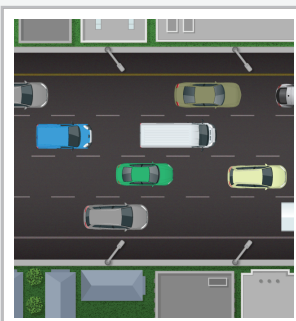



Tip: Discussing Scenarios

Discussing scenarios or real-world situations is a great way to illustrate the application of concepts and bring the learning to life. In addition, discussing scenarios is a highly effective way to build learner engagement, skill application, and confidence.

Here are some tips for discussing scenarios:

1. Ensure the scenarios are relevant, realistic, challenging, and tell a story.
2. Use example, non-example, and combination scenarios to demonstrate what to do and what not to do.
3. Have learners evaluate the effectiveness and appropriateness of actions taken by individuals depicted in the scenarios.
4. Ask learners to brainstorm potential solutions to problems presented in scenarios.
5. Use the scenario to depict processes and procedures and have learners identify aspects of processes and procedures that were followed or not-followed.
6. Have learners explain what they would do differently in the same or similar situation.



luma

© 2022 Luma. All rights reserved